



PAHU 8 / 12 / 16

120V PENDANTS

location:  
**DAMP**

**SPECIFICATIONS:**

**DESCRIPTION**

Cable-hung or stem-mount pendant with handcrafted glass diffuser. Available in three sizes with additional options of no inner glass.

**LAMPING**

**Standard:** A19 120V incandescent, lamp not included. Dimmable with standard incandescent dimmer (not included).

**LED:** 11W Replaceable source, 120V, dimmable, 90+ CRI, 3000°K CCT, 1100 lumens, 30,000 hours. Lamp included.

**Edison:** 40W Edison Filament Medium-based, 120V, lamp included (For no Inner Glass only).

**LED Filament:** 8W Replaceable LED Filament A19 lamp, 120V, CL Dimmable, 90+ CRI, 3000°K CCT, 800 lumens, 25,000 hours, lamp included (For no Inner Glass only).

**DIFFUSER**

Inner shade shall be handcrafted Opal glass.  
Outer shade shall be handcrafted glass of various decors.

**Pahu 8 #X00607:** 7.875" Dia. x 9.875" H

**Pahu 12 #X18407:** 11.75" Dia. x 10.625" H

**Pahu 16 #X00707:** 15.75" Dia. x 11.75" H

**Opening sizes:** 3x7mm holes.

**SUSPENSION**

**Cable-hung:** 3x 10' aircraft-quality stainless steel cable support with 10' AWM-type cord. Jacket tint coordinates with metal finish. 5" Dia. canopy is plated stamped steel. Bronze or Satin Nickel.

**Stem-mount:** 4 connectable stem sections (3", 6", 12" and 18" lengths) plus telescoping piece for up to 3" adjustment, 10' max. 5" Dia. canopy (with swivel) and stem sections are plated steel. Bronze or Satin Nickel.

**MOUNTING**

Installs directly to a 4" octagonal ceiling box. Suitable for sloped ceilings.

**LABELS**

UL or ETL Listed. Suitable for Damp Locations (interior use only).  
Consult factory concerning lower wattage labeling for energy requirements.



PAHU 16 SHOWN IN CLEAR WITH NO INNER GLASS (C00707-NI) & PAHU 12 SHOWN IN TRANS. ARMAGNAC/OPAL (A18407) IN STEM OPTION



**For ordering information, see next page**

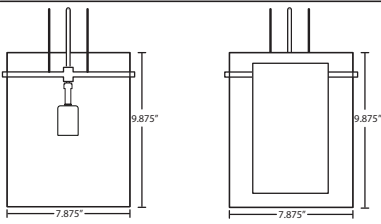
All dimensions provided are nominal.  
Allowance must be made for dimensional tolerance in handcrafted glasses.

REV 12/18



ORDERING:

Pahu 8:

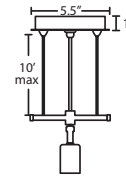


(No Inner Glass)

CONNECTION	SHADE OPTIONS	LAMP OPTIONS	METAL FINISH	OPTIONS
3x Cable Fixture	<b>A00607</b> Trans. Amethyst/Opal	(blank) 100W A19 Incan	<b>BR</b> Bronze	<b>L</b> 15' cord
<b>1KG</b> 1 Lt. Flat	<b>C00607</b> Clear/Opal	<b>EDI</b> 40W Edison	<b>SN</b> Satin Nickel	<b>NI</b> No Inner glass
Stem Fixture	<b>G00607</b> Trans. Armagnac/Opal	(For NI option)		
<b>1TT</b> 1 Lt. Flat	<b>S00607</b> Trans. Smoke/Opal	<b>EDIL</b> 8W LED Filament (For NI option)		<b>LW</b> Low wattage labeling
		<b>LED</b> 11W LED 120V, dimmable		

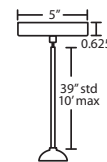
PENDANT OPTIONS:

CABLE-HUNG PENDANT



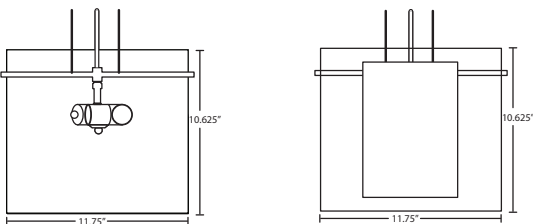
- 3x 10' aircraft-quality stainless steel cable
- 1KG Series: 1x lampholder
- Cord: 10' AWM-type provided
- Bronze or Satin Nickel

STEM PENDANT



- Swivel at canopy, suitable for sloped ceilings
- Includes telescoping section plus 4 connectable stem sections, (1x 3", 1x 6", 1x 12", 1x 18"), 10' max
- Bronze or Satin Nickel

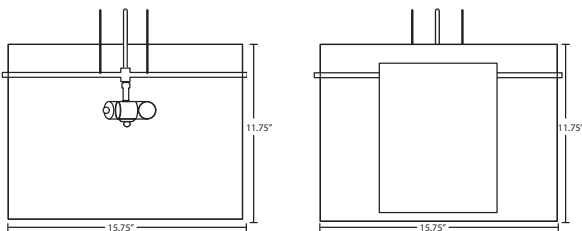
Pahu 12:



(No Inner Glass)

CONNECTION	SHADE OPTIONS	LAMP OPTIONS	METAL FINISH	OPTIONS
3x Cable Fixture	<b>A18407</b> Trans. Amethyst/Opal	(blank) 100W A19 Incan	<b>BR</b> Bronze	<b>L</b> 15' cord
<b>1KG</b> 1 Lt. Flat	<b>C18407</b> Clear/Opal	<b>EDI</b> 40W Edison	<b>SN</b> Satin Nickel	<b>NI</b> No Inner glass, 3 Lt.
Stem Fixture	<b>G18407</b> Trans. Armagnac/Opal	(For NI option)		<b>LW</b> Low wattage labeling
<b>1TT</b> 1 Lt. Flat	<b>S18407</b> Trans. Smoke/Opal	<b>EDIL</b> 8W LED Filament (For NI option)		
		<b>LED</b> 11W LED 120V, dimmable		

Pahu 16:



(No Inner Glass)

CONNECTION	SHADE OPTIONS	LAMP OPTIONS	METAL FINISH	OPTIONS
3x Cable Fixture	<b>A00707</b> Trans. Amethyst/Opal	(blank) 150W A21 Incan	<b>BR</b> Bronze	<b>L</b> 15' cord
<b>1KG</b> 1 Lt. Flat	<b>C00707</b> Clear/Opal	<b>EDI</b> 40W Edison	<b>SN</b> Satin Nickel	<b>NI</b> No Inner glass, 3 Lt.
Stem Fixture	<b>G00707</b> Trans. Armagnac/Opal	(For NI option)		<b>LW</b> Low wattage labeling
<b>1TT</b> 1 Lt. Flat	<b>S00707</b> Trans. Smoke/Opal	<b>EDIL</b> 8W LED Filament (For NI option)		
		<b>LED</b> 11W LED 120V, dimmable		

ACCESSORIES:

ADDITIONAL STEM SECTIONS:

Additional connecting stems are available to increase overall length, up to 10' max. Telescoping adjustable section allows up to 3" movement.

- T20A-SN** or **T20A-BR** Adj. Section
- T203-SN** or **T203-BR** 3" Section
- T206-SN** or **T206-BR** 6" Section
- T212-SN** or **T212-BR** 12" Section
- T218-SN** or **T218-BR** 18" Section

Project Information:

Ex. 1KG-C00607-SN

Pahu 8 Pendant w/ Clear/Opal Glass, Satin Nickel Finish